



## Eastern Canadian Eventing Championships at Wesley Clover - 10/15/2022




### Overall results – old format









#	Rider Horse	Dress Score	Dress Place	XC Jump	XC Time	XC Elapsed	To Date Score	To Date Place	Stad Jump	Stad Time	Final Score	Final Place
01 Intermediate / Preliminary - OPEN												
501	<b>Shannon Holmes</b> 🇨🇦 TEN LAKES	34.5	1	0	3.2	05:50	37.7	1	12	1.6	51.3	1


#	Rider Horse	Dress Score	Dress Place	XC Jump	XC Time	XC Elapsed	To Date Score	To Date Place	Stad Jump	Stad Time	Final Score	Final Place
02 Preliminary - OPEN												
504	<b>Kathleen Furber</b> 🇨🇦 SAFE HAVEN	30.7	2	0	0	05:12	30.7	1	4	1.6	36.3	1
506	<b>Alayne Reed</b> 🇨🇦 ABRUZZO FMB	30.5	1	0	8.4	06:03	38.9	3	4	0	42.9	2
505	<b>Cassandra Leblanc</b> 🇨🇦 RIFFEL	31.1	3	0	10	06:07	41.1	4	4	0	45.1	3
507	<b>Shannon Holmes</b> 🇨🇦 MADE YOU LOOK	34.1	4	0	0	05:38	34.1	2	12	1.6	47.7	4













#	Rider Horse	Dress Score	Dress Place	XC Jump	XC Time	XC Elapsed	To Date Score	To Date Place	Stad Jump	Stad Time	Final Score	Final Place
<b>03 EV1.05M - OPEN</b>												
512	<b>Lea Pelletier</b> GOLDEN NUGGET 	21.3	1	20	15.2	06:29	56.5	1	4	0	60.5	1
511	<b>Sabrina Seguin</b> VOILA VOLTAIRE 	32.5	2	40	0		Elim	Elim	12	2	0.0	Elim

#	Rider Horse	Dress Score	Dress Place	XC Jump	XC Time	XC Elapsed	To Date Score	To Date Place	Stad Jump	Stad Time	Final Score	Final Place
<b>04TO Training - OPEN</b>												
526	<b>Leah Kidney</b> FUEGOS FABULOUS 	29.5	2	0	0	04:22	29.5	1	0	0	29.5	1
527	<b>Keith Robinson</b> REBA 	33.1	4	0	0	04:41	33.1	2	0	0	33.1	2
525	<b>Emmi Larocque</b> BELLE OF THE BALL 	30.7	3	0	6	04:58	36.7	3	0	0	36.7	3
524	<b>Catherine Dussault</b> PINCH OF LOVE 	28.8	1	60	0		Elim	Elim	0	0	0.0	Elim

#	Rider Horse	Dress Score	Dress Place	XC Jump	XC Time	XC Elapsed	To Date Score	To Date Place	Stad Jump	Stad Time	Final Score	Final Place
<b>05JR Pre-Training - JR</b>												
548	<b>Nicole Dupuis</b> BROWN EYED SECRET 	29.8	1	0	0	04:40	29.8	1	0	0	29.8	1
547	<b>Sophia Caparelli</b> COOL JACK 	32.0	2	0	0	04:45	32.0	2	0	0	32.0	2
549	<b>Emma Sasu</b> MAGIC MIKE 	33.5	3	0	9.6	05:17	43.1	3	0	0	43.1	3



#	Rider Horse	Dress Score	Dress Place	XC Jump	XC Time	XC Elapsed	To Date Score	To Date Place	Stad Jump	Stad Time	Final Score	Final Place
<b>050P Pre-Training - SR/OPEN</b>												
530	<b>Lea Pelletier</b> CHERRY LANE 	32.8	4	0	4	04:16	36.8	2	0	0	36.8	1
543	<b>Suzanne Chenard</b> FANTASTIC MISTER FOX 	28.5	1	0	0	04:30	28.5	1	8	0.8	37.3	2
529	<b>Jamie Kellock</b> PHOEBE BUFFAY 	42.5	7	0	0	04:39	42.5	4	0	0	42.5	3
542	<b>Linnea Given</b> KIELBASA BOB 	40.3	5	0	0	04:31	40.3	3	8	0	48.3	4
544	<b>Jennifer Matusiak</b> BLUEPRINT 	31.5	3	0	16	04:04	47.5	5	12	0	59.5	5
550	<b>Jamie Kellock</b> EXCEL STAR BRIARHILL SOURPATCH KID 	54.0	0	0	8.8	05:15	62.8	6	0	0	62.8	6
546	<b>Alexandra Cadoret</b> PRADA 	30.3	2	60	11.2	05:21	101.5	8	0	1.2	102.7	7
545	<b>alicia beduhn</b> KICKSTART MY HEART 	40.5	6	40	0		Elim	Elim	0	0	0.0	Elim



#	Rider Horse	Dress Score	Dress Place	XC Jump	XC Time	XC Elapsed	To Date Score	To Date Place	Stad Jump	Stad Time	Final Score	Final Place
<b>06JR Entry - JR</b>												
575	<b>Ava Algier</b> MAGNOLIA 	29.5	1	0	0	04:01	29.5	1	0	0	29.5	1
571	<b>Stella Mcconnery</b> JUST CASH 	30.3	3	0	0	04:06	30.3	2	0	0	30.3	2
577	<b>Annabelle Leblanc</b> MILKY WAY 	30.0	2	0	3	03:38	33.0	3	4	0	37.0	3
578	<b>Casey Caplin</b> CASH 	35.5	7	0	0	03:47	35.5	4	4	0	39.5	4
573	<b>Maegan Olney</b> AUTUMN RISING 	37.0	8	0	0	04:04	37.0	5	4	0	41.0	5
570	<b>Mallika Marchand</b> SUMMER OF 06 	39.8	9	0	0	03:42	39.8	6	4	0	43.8	6
576	<b>Erin Oswald</b> KANGA 	33.0	5	20	0	04:02	53.0	8	0	0	53.0	7
574	<b>Alyssa Levesque</b> A ROSE BY ANY OTHER NAME 	32.3	4	20	0	03:50	52.3	7	4	0	56.3	8
569	<b>Poppy Klotz</b> DAVEY CROCKETT 	33.0	5	20	0	03:49	53.0	9	8	0.8	61.8	9





#	Rider Horse		Dress Score	Dress Place	XC Jump	XC Time	XC Elapsed	To Date Score	To Date Place	Stad Jump	Stad Time	Final Score	Final Place
<b>060 Entry - SR/OPEN</b>													
583	<b>Jessica Smith</b> BREGO		25.3	2	0	0	03:58	25.3	1	0	0	25.3	1
590	<b>Brodie Seabrook</b> TROUT MASTER		27.0	3	0	0	03:45	27.0	2	0	1.6	28.6	2
581	<b>Matthew Heinzle</b> TALLBOY TUESDAY		31.0	5	0	0	03:47	31.0	3	0	0	31.0	3
586	<b>Korah Broderick</b> RUFFINO		29.3	4	0	5	03:36	34.3	4	0	0	34.3	4
584	<b>Amy Miller</b> PRINCE		34.8	7	0	0	04:04	34.8	5	4	0	38.8	5
587	<b>Linnea Given</b> HENLEY AEC		39.0	11	0	1	03:40	40.0	6	0	0	40.0	6
588	<b>Nicole Hudson</b> GEORGIA PEACH		38.0	10	0	5	03:36	43.0	7	4	0.8	47.8	7
589	<b>Leah Zommers</b> HAAGEN AF MIDGARD		24.5	1	20	0	03:54	44.5	8	4	0.8	49.3	8
579	<b>Damien Viala</b> TERRY		48.3	12	0	0	03:42	48.3	9	0	3.2	51.5	9
580	<b>Paula Bradley</b> APOLLO CREED		31.0	5	20	2	04:18	53.0	10	4	1.2	58.2	10
582	<b>Alexe Gouin</b> TAO		34.8	7	20	5.6	04:27	60.4	11	0	2.4	62.8	11
585	<b>Heather Oswald</b> ROLLS ROYCE		37.0	9	20	12	03:29	69.0	12	8	0	77.0	12

#	Rider Horse	Dress Score	Dress Place	XC Jump	XC Time	XC Elapsed	To Date Score	To Date Place	Stad Jump	Stad Time	Final Score	Final Place
<b>07JR Pre-Entry - JR</b>												
615	<b>Sadie Merry</b> JC SMART MOON 	34.0	1	0	0	03:05	34.0	2	0	0	34.0	1
611	<b>Maryssa Monnier</b> CANDY 	34.3	2	0	0	03:09	34.3	3	0	0	34.3	2
609	<b>Esme Albrecht</b> MS. BIBBLES LEVIOSA 	34.8	4	0	0	03:21	34.8	4	0	0	34.8	3
613	<b>Kara Hilliard</b> MIDNIGHT FURY 	36.3	5	0	0	03:09	36.3	5	0	0	36.3	4
612	<b>Julia Given</b> WHO DUN IT 	38.8	7	0	37.6	04:57	76.4	8	0	0	76.4	5
614	<b>Tiernan Maw</b> SHOWSTOPPER 	34.5	3	60	14	03:58	108.5	9	0	0	108.5	6
618	<b>Cielo Montecinos</b> <b>copper</b> UNDER CITY LIGHTS (NYC) 	0.0	0	20	0		Elim	Elim	0	0	0.0	Elim
617	<b>Frédérique Simard</b> DECIBEL 	38.3	6	20	0	03:00	Elim	Elim	0	0	0.0	Elim
616	<b>Priscilla Munevar- Pelton</b> GAMBLERS FALLACY 	42.0	8	0	0		Elim	Elim	4	0	0.0	Elim





#	Rider Horse	Dress Score	Dress Place	XC Jump	XC Time	XC Elapsed	To Date Score	To Date Place	Stad Jump	Stad Time	Final Score	Final Place
<b>070 Pre-Entry - SR/OPEN</b>												
600	<b>Donna Maw</b>  DONNEGANS IRISH SKY	28.8	1	40	9.2	03:46	78.0	1	0	0	78.0	1
601	<b>Haley Thomson</b>  ZOEY LA CRINIÈRE	30.5	2	40	14.8	04:00	85.3	2	0	0	85.3	2
599	<b>Bryanna Desarmia</b>  PORSHA	33.0	3	60	21.2	04:16	Elim	Elim	0	0	0.0	Elim

#	Rider Horse	Dress Score	Dress Place	XC Jump	XC Time	XC Elapsed	To Date Score	To Date Place	Stad Jump	Stad Time	Final Score	Final Place
<b>CH010P CHAMPIONSHIP - Preliminary - OPEN</b>												
503	<b>Morgan Mcewen</b>  BREAKING BOUNDARIES	34.6	2	0	25.2	06:45	59.8	2	20	0	79.8	1
502	<b>Kate Lloyd</b>  CADENCE	25.9	1	0	12.4	06:13	Elim	Elim	4	0	0.0	Elim

#	Rider Horse	Dress Score	Dress Place	XC Jump	XC Time	XC Elapsed	To Date Score	To Date Place	Stad Jump	Stad Time	Final Score	Final Place
<b>CH020P CHAMPIONSHIP - EV1.05m - OPEN</b>												
509	<b>Matthew Kidney</b>  WOOLASTON PROMISE	26.3	1	0	0	05:33	26.3	1	4	0	30.3	1
510	<b>Susana Tezanos- moreno</b>  FRENCH KISS	27.8	2	0	17.6	06:35	45.4	2	0	3.2	48.6	2

#	Rider Horse	Dress Score	Dress Place	XC Jump	XC Time	XC Elapsed	To Date Score	To Date Place	Stad Jump	Stad Time	Final Score	Final Place
<b>CH03JR CHAMPIONSHIP - Training - JR</b>												
522	<b>Marika Jankowska- Houle</b>  EXTRAORDINAIRE	33.1	3	0	0	04:43	33.1	2	0	0	33.1	1
523	<b>Emma Mchugh</b>  RICOCHET	27.6	1	0	2.8	04:50	30.4	1	4	0	34.4	2
518	<b>Olivia Macleod</b>  WATCH ME SKIP AWAY	35.0	4	0	0	04:38	35.0	4	0	0	35.0	3
519	<b>Elizabeth Brousseau</b>  NICO	30.7	2	0	2.8	04:50	Elim	Elim	4	0	0.0	Elim
















#	Rider Horse	Dress Score	Dress Place	XC Jump	XC Time	XC Elapsed	To Date Score	To Date Place	Stad Jump	Stad Time	Final Score	Final Place
<b>CH030P CHAMPIONSHIP - Training - OPEN</b>												
528	<b>Isabelle Bolduc</b>  MY LUCKY COYOTE	27.9	1	0	0	04:39	27.9	1	0	0	27.9	1
521	<b>Ashley Minion</b>  TOP FLITE	31.7	4	0	0	04:34	31.7	3	0	0	31.7	2
513	<b>Isabelle Bolduc</b>  CATLEYA	30.0	2	0	0	04:37	30.0	2	4	0	34.0	3
520	<b>Kimberley Bégin</b>  VICTORY CENTS	31.4	3	20	2.4	04:49	53.8	4	8	0	61.8	4

#	Rider Horse	Dress Score	Dress Place	XC Jump	XC Time	XC Elapsed	To Date Score	To Date Place	Stad Jump	Stad Time	Final Score	Final Place
<b>CH03SR CHAMPIONSHIP - Training - SR</b>												
515	<b>sophie Chabot</b>  EL QUINTO	28.8	2	0	1.6	04:47	30.4	1	4	0	34.4	1
516	<b>Linnea Given</b>  PRIVATE RESERVE	41.0	4	0	0	04:41	41.0	2	0	0	41.0	2
514	<b>Michelle Srnec</b>  MAYBE ITS MAYBELLINE	37.4	3	0	8.8	05:05	46.2	3	8	0	54.2	3
517	<b>Abigail Connolly</b>  AFTER EIGHT	27.1	1	20	2.8	04:50	49.9	4	4	1.2	55.1	4







#	Rider Horse	Dress Score	Dress Place	XC Jump	XC Time	XC Elapsed	To Date Score	To Date Place	Stad Jump	Stad Time	Final Score	Final Place
<b>CH04JR CHAMPIONSHIP - Pre-Training - JR</b>												
541	<b>Kara Adams</b> 🇨🇦 ON THE CATWALK	33.0	3	0	0	04:20	33.0	2	0	0	33.0	1
539	<b>Samantha Peters</b> 🇨🇦 STELLA THE GREY	31.8	2	0	0	04:53	31.8	1	4	0	35.8	2
540	<b>Laena Good</b> 🇨🇦 MY CINNAMON GIRL	30.5	1	0	9	04:11	39.5	3	0	0	39.5	3




#	Rider Horse	Dress Score	Dress Place	XC Jump	XC Time	XC Elapsed	To Date Score	To Date Place	Stad Jump	Stad Time	Final Score	Final Place
<b>CH040P CHAMPIONSHIP - Pre-Training - OPEN</b>												
533	<b>Susana Tezanos-moreno</b> 🇨🇦 NESTELTON HUSH	28.5	1	0	0	04:30	28.5	1	4	0	32.5	1
531	<b>Meagan Maloney</b> 🇨🇦 PYXIS AV DRÖMMARNA	30.8	2	0	0.4	04:54	31.2	2	4	0.4	35.6	2
534	<b>Krystin Anderson</b> 🇨🇦 AMSTERDAM	32.8	4	0	0	04:31	32.8	3	4	0	36.8	3
532	<b>Kim McGurrin</b> 🇨🇦 COZSTELLATION	30.8	2	20	0.4	04:54	51.2	4	0	0.4	51.6	4







#	Rider Horse	Dress Score	Dress Place	XC Jump	XC Time	XC Elapsed	To Date Score	To Date Place	Stad Jump	Stad Time	Final Score	Final Place
<b>CH04SR CHAMPIONSHIP - Pre-Training - SR</b>												
535	<b>Cheryl Denault</b> TATTI 	30.0	2	0	0	04:23	30.0	2	0	0	30.0	1
538	<b>Jennifer Thompson</b> FERNHILL GUCCI 	35.8	4	0	0	04:36	35.8	3	12	0	47.8	2
537	<b>Doug Topalovic</b> SMARTY HERSELF 	33.5	3	20	0		Retired	Retired	0	0	0.0	Retired
536	<b>Natalie Savoie</b> GALWAY BAY 	26.0	1	0	0		W/drwn	W/drwn	0	0	0.0	W/drwn

#	Rider Horse		Dress Score	Dress Place	XC Jump	XC Time	XC Elapsed	To Date Score	To Date Place	Stad Jump	Stad Time	Final Score	Final Place
<b>CH05JR CHAMPIONSHIP - Entry - JR</b>													
555	<b>Rebecca Lynch</b> JUST JOEY		27.3	2	0	0	03:50	27.3	2	0	0	27.3	1
559	<b>Nicola Macleod</b> FLASH OF BRILLIANCE		29.8	5	0	0	03:59	29.8	4	0	0	29.8	2
558	<b>Alexa Maclaren</b> ALLEMANDE		29.5	4	0	0	03:52	29.5	3	0	1.2	30.7	3
552	<b>Taylor Adams</b> NASHVILLE KNIGHT		29.8	5	0	1.6	04:17	31.4	5	0	0	31.4	4
557	<b>Mila Rancourt</b> ACE HIGH		27.8	3	0	4	03:37	31.8	6	0	0	31.8	5
553	<b>Elisabeth Campeau</b> WYLLA		34.3	9	0	0	03:52	34.3	8	0	3.2	37.5	6
556	<b>Lily Anderson</b> CHANCE TAKER		34.8	10	0	4	03:37	38.8	9	0	0.8	39.6	7
551	<b>Océanne Dionne</b> MIA KNOW IT ALL		32.0	8	0	0	04:06	32.0	7	8	2	42.0	8
572	<b>Coralie Lanthier</b> BUD DEE LOVE		31.8	7	20	1.6	04:17	53.4	10	4	0	57.4	9
554	<b>Eve Bacher- lapierre</b> OLIVIA		26.8	1	0	0		Elim	Elim	0	0	0.0	Elim

#	Rider Horse	Dress Score	Dress Place	XC Jump	XC Time	XC Elapsed	To Date Score	To Date Place	Stad Jump	Stad Time	Final Score	Final Place
<b>CH05SO CHAMPIONSHIP - Entry - SR/OPEN</b>												
560	<b>Brodie Seabrook</b> LUBIE 	23.3	1	0	0	03:49	23.3	1	0	0	23.3	1
568	<b>Jennylee Ravary</b> AKAPELLA 	34.0	4	0	0	04:08	34.0	4	0	0	34.0	2
563	<b>Dominique Guillon</b> TOPWOOD PURSUIT GSM 	33.5	3	0	0	03:58	33.5	3	0	1.6	35.1	3
562	<b>Camille Lacasse</b> NAMASTÉ 	29.0	2	0	0	04:00	29.0	2	4	2.4	35.4	4
567	<b>Kathy Spriggs</b> GANDALF 	37.0	7	0	5.6	04:27	42.6	6	4	0	46.6	5
561	<b>Donna Kennedy</b> LONDON 	34.5	5	20	3.2	04:21	57.7	7	0	0	57.7	6
566	<b>Matthew Zinger</b> KAPTIAN PSS 	35.0	6	40	0	03:42	75.0	8	8	0.8	83.8	7
564	<b>Julie Ouellette</b> EASTVIEWS CELEBRITY 	42.8	9	60	0		Elim	Elim	0	0	0.0	Elim
565	<b>Jillian Marquis</b> FIFTH AVENUE 	38.0	8	0	0		Retired	Retired	0	0	0.0	Retired

#	Rider Horse	Dress Score	Dress Place	XC Jump	XC Time	XC Elapsed	To Date Score	To Date Place	Stad Jump	Stad Time	Final Score	Final Place
<b>CH06JR CHAMPIONSHIP - Pre-Entry - JR</b>												
596	<b>Chloe Elliott</b> BLACK LICORICE 	31.3	1	0	0	03:02	31.3	1	0	0	31.3	1
592	<b>Sophie Emberson</b> POCO 	33.8	2	0	0	02:54	33.8	2	0	0	33.8	2
593	<b>Mikayla Goonetilleke</b> TOM THUMB 	35.3	5	20	0	03:16	55.3	3	0	0	55.3	3
595	<b>Avery Anderson</b> SAM I AM 	33.8	2	60	0		Elim	Elim	0	0	0.0	Elim
591	<b>Melissa Morrow</b> DALLAS 	34.0	4	60	0		Retired	Retired	4	0	0.0	Retired
594	<b>Morgan Baldwin</b> CLASSIC RIFF 	36.5	6	60	0		Retired	Retired	0	0	0.0	Retired

#	Rider Horse	Dress Score	Dress Place	XC Jump	XC Time	XC Elapsed	To Date Score	To Date Place	Stad Jump	Stad Time	Final Score	Final Place
<b>CH06OP CHAMPIONSHIP - Pre-Entry - OPEN</b>												
597	<b>Taylor Symon</b> BE MY WINGMAN 	33.3	2	20	3.6	03:32	56.9	2	4	0	60.9	1
608	<b>Leah Zommers</b> MY HAPPINESS 	32.5	1	60	0		Elim	Elim	0	0	0.0	Elim
598	<b>Stephanie Lafrance</b> DRAGONS BLOOD 	42.8	3	0	0		Elim	Elim	0	0	0.0	Elim

#	Rider Horse	Dress Score	Dress Place	XC Jump	XC Time	XC Elapsed	To Date Score	To Date Place	Stad Jump	Stad Time	Final Score	Final Place
<b>CH06SR CHAMPIONSHIP - Pre-Entry - SR</b>												
607	<b>Jessica Vuicic</b> SNOW WHITE 	30.3	3	0	0	03:00	30.3	2	0	0	30.3	1
602	<b>Jeff Gerrits</b> BEAM ME UP 	31.8	4	0	0	03:19	31.8	3	0	0	31.8	2
605	<b>Ann Chapman</b> TOMMY GUNN 	35.0	6	20	2.4	03:29	57.4	4	4	0	61.4	3
604	<b>Erin Hotson</b> CW ALBERTA RAIN 	27.8	1	0	0		Elim	Elim	0	0	0.0	Elim
603	<b>Kathy Hledin</b> LIGHT IT UP 	31.8	4	60	0		Elim	Elim	0	0	0.0	Elim
606	<b>Sandi Archipow</b> RIO'S RIP'N PHILIPA 	29.8	2	60	0		Elim	Elim	0	0	0.0	Elim